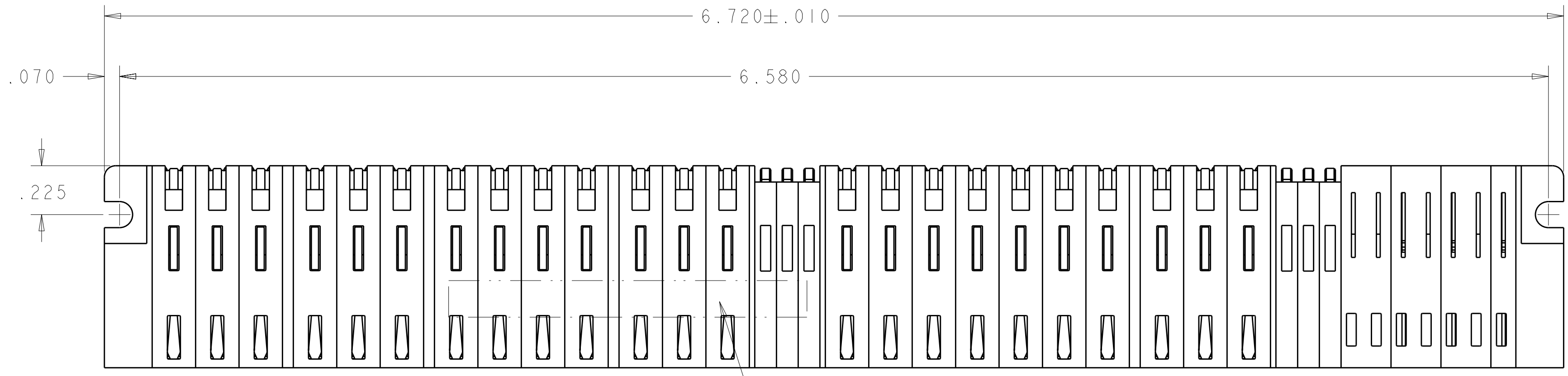
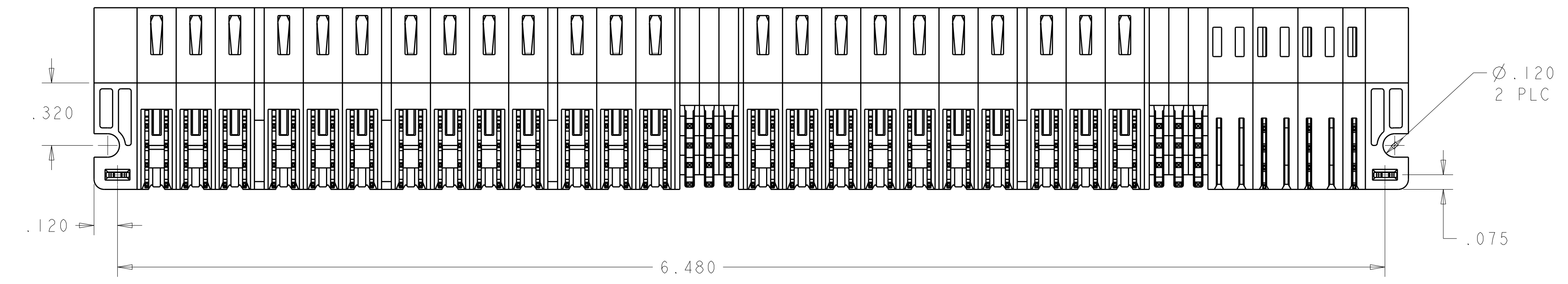
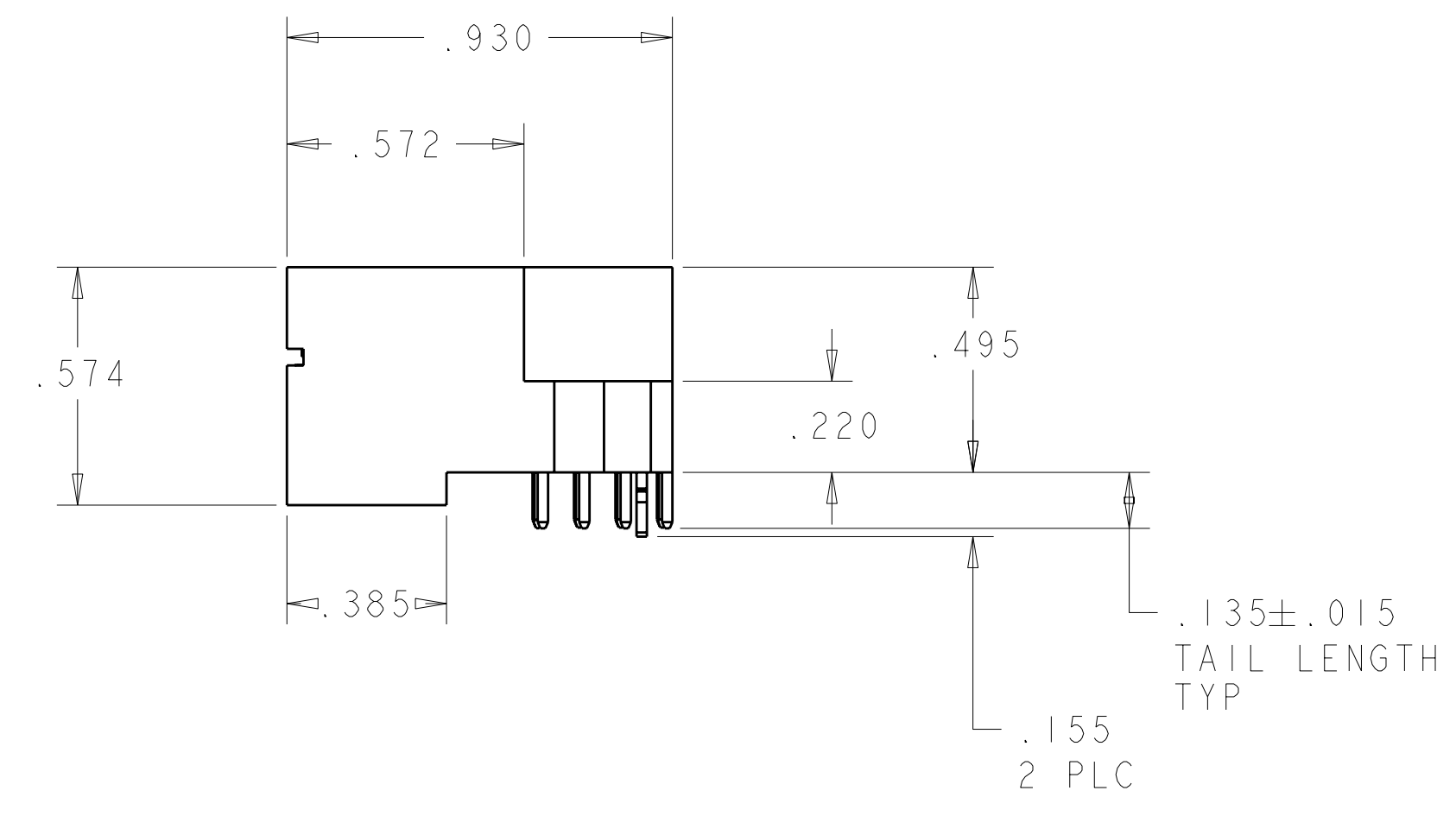
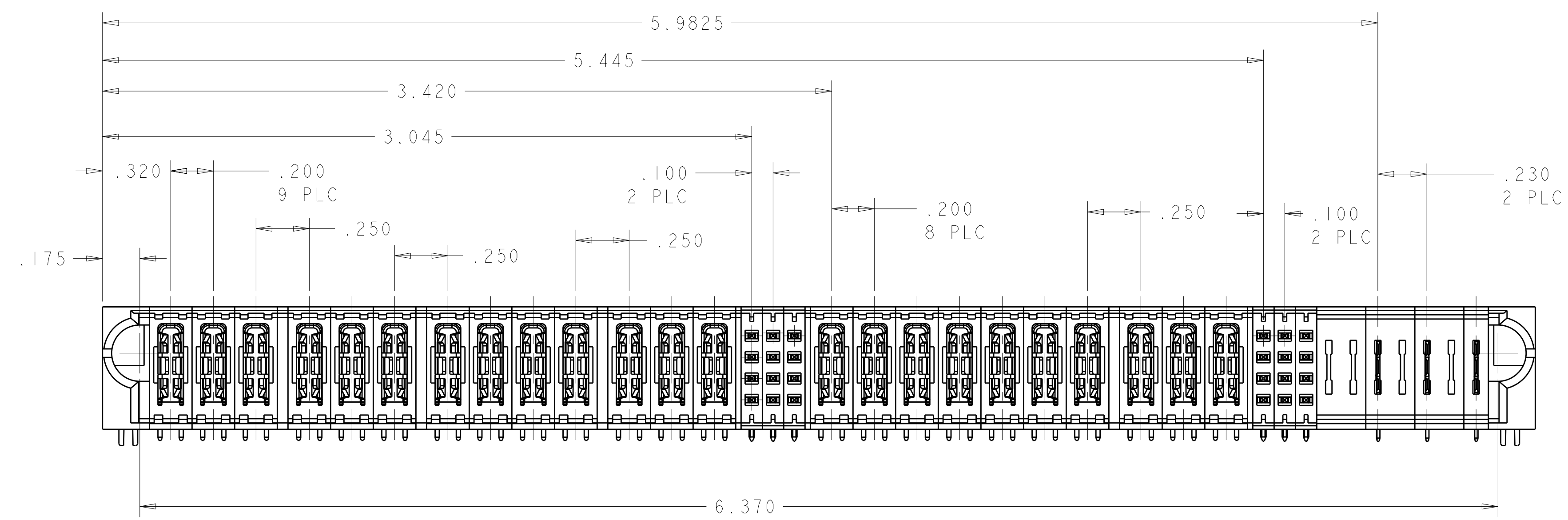


| LOC | | DIST | | REVISIONS | | | |
|-----|----|------|-----------|-----------|------|----|----|
| ES | 00 | REV | DATE | DWN | APVD | SY | SY |
| | | A | 20JAN2009 | CZ | SY | | |



- 1 "AMP", PART NUMBER, AND DATECODE TO BE MARKED IN AREA SHOWN. PARTS UNDER 2.00 LONG MAY BE MARKED ON BOTH SIDES.
- 2 MATERIAL: HOUSING - GLASS FILLED HIGH TEMP THERMO PLASTIC, BLACK, UL94 V-0
 SIGNAL CONTACT - COPPER ALLOY
 POWER CONTACT - HIGH CONDUCTIVITY COPPER ALLOY
- 3 CONTACT PLATING: SIGNAL CONTACTS - .000050 MIN Ni UNDER ALL.
 .000030 MIN Au ON CONTACT AREA.
 .000100 MIN Sn AT PCB INTERFACE.
 POWER CONTACTS - .000050 MIN Ni UNDER ALL.
 .000030 MIN Au AT CONTACT AREA.
 .000100 MIN Sn AT PCB INTERFACE.
- 4 MECHANICAL CONNECTOR KEEP OUT ZONE.
- 5 DATUM AND BASIC DIMENSIONS ESTABLISHED BY CUSTOMER.
- 6 PCB - HOLE DIAMETERS ARE FINISHED HOLE SIZE.
- 7 PCB - .0453 ± .0010 DRILLED HOLES PLATED WITH .0003 MIN Sn OVER .001 TO .003 Cu PLATING TO ACHIEVE A .040 DIA HOLE.

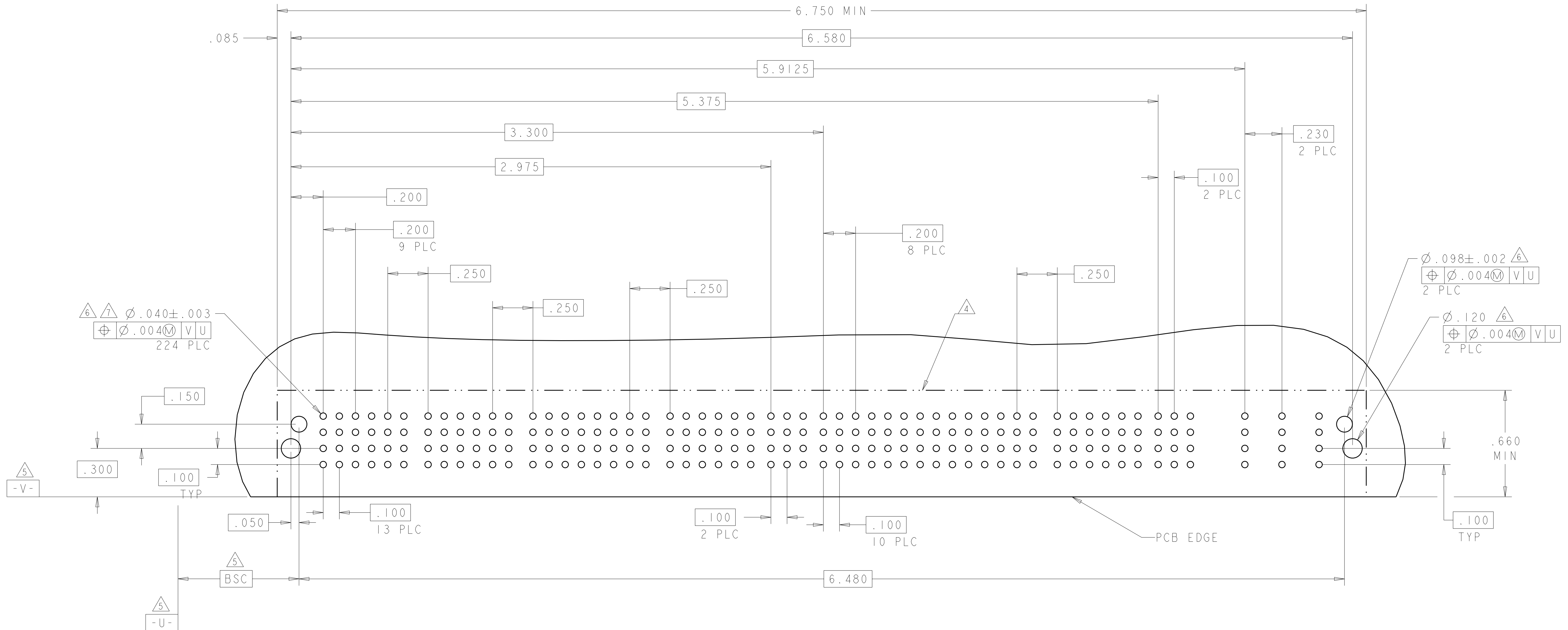


| | |
|-----------------------------|-------------|
| 13P + 12S + 10P + 12S + 3LP | 1-6450830-6 |
| DESCRIPTION | PART NUMBER |

| | | | | |
|--|--|-----------------------------|--|--|
| <small>THIS DRAWING IS UNPUBLISHED. RELEASED FOR PUBLICATION BY TYCO ELECTRONICS CORPORATION. ALL RIGHTS RESERVED.</small> | | DWN C. ZHOU 08OCT2008 | Tyco Electronics Corporation Shanghai, P.R.China. 200233 | |
| DIMENSIONS: INCHES TOLERANCES UNLESS OTHERWISE SPECIFIED: 9 PLC ± 1 PLC ± 2 PLC ±0.02 3 PLC ±0.0020 4 PLC ± ANGLES ±° FINISH: 2, 3 | | CHK S. ZHAO 08OCT2008 | NAME RIGHT ANGLE HEADER W/ LP CONTACT AND SHORT END MODULES MULTI-BEAM XLE | |
| MATERIAL: 2 | | APVD S. YAO | PRODUCT SPEC 108-2292 APPLICATION SPEC 114-13038 WEIGHT: - CUSTOMER DRAWING | |
| SCALE: 1:1 | | SIZE A1100779 | DRAWING NO C=1-6450830-6 SHEET 1 OF 2 REV A | |

| LOC | DIST | REVISIONS | | | |
|-----|------|-----------|-------------|----|------|
| ES | 00 | REV | DATE | BY | APPD |
| | | 1 | SEE SHEET 1 | | |

| PART NUMBER | ROWS | POWER | | | | | | | | | | | | | SIGNAL | | | POWER | | | | | | | | | | SIGNAL | | | POWER | | |
|---------------------|------------------|-------|----|----|----|----|----|----|----|----|-----|-----|-----|-----|--------|---|---|-------|-----|-----|-----|-----|-----|-----|-----|-----|-----|--------|---|---|-------|-----|-----|
| | | P1 | P2 | P3 | P4 | P5 | P6 | P7 | P8 | P9 | P10 | P11 | P12 | P13 | 1 | 2 | 3 | P14 | P15 | P16 | P17 | P18 | P19 | P20 | P21 | P22 | P23 | 4 | 5 | 6 | LP1 | LP2 | LP3 |
| 1-6450830-6 | D C B A | TM | TM | TM | TM | TM | TM | TM | TM | TM | TM | TM | TM | TM | J | J | J | TM | TM | TM | TM | TM | TM | TM | TM | TM | TM | J | J | J | LMF | LM | LM |
| 13P+12S+10P+12S+3LP | | | | | | | | | | | | | | | | | | | | | | | | | | | | | | | | | |



| DESCRIPTION | IDENTIFIER |
|----------------------------------|------------|
| HOLD DOWN | HD |
| .135 SIGNAL CON, ROW A | S |
| .135 SIGNAL CON, ROW B | N |
| .135 SIGNAL CON, ROW C | K |
| .135 SIGNAL CON, ROW D | J |
| .135 SOLDER LOWER POWER CON, STD | LM |
| .135 SOLDER LOWER POWER CON, MFB | LMF |
| .135 SOLDER POWER CON | TM |

| | | | | | |
|---|--|--|--|--|--|
| DIMENSIONS: INCHES TOLERANCES UNLESS OTHERWISE SPECIFIED: 9 PLC ±.01 5 PLC ±.02 4 PLC ±.03 ANGLES ±.05 | | DWN: C. ZHOU 08OCT2008 CHK: S. ZHAO 08OCT2008 APVD: S. YAO NAME: RIGHT ANGLE HEADER W/ LP CONTACT AND SHORT END MODULES MULTI-BEAM XLE PRODUCT SPEC: 108-2292 APPLICATION SPEC: 114-13038 WEIGHT: - FINISH: - | | Tyco Electronics Corporation Shanghai, P.R. China. 200233 SIZE: A1100779 CUSTOMER DRAWING | |
| MATERIAL: - FINISH: - | | SCALE: 1:1 SHEET: 2 OF 2 REV: A | | RESTRICTED TO: - | |