

1

2

3

4

5

6

7

A

B

C

D

E

F

G

H

A

B

C

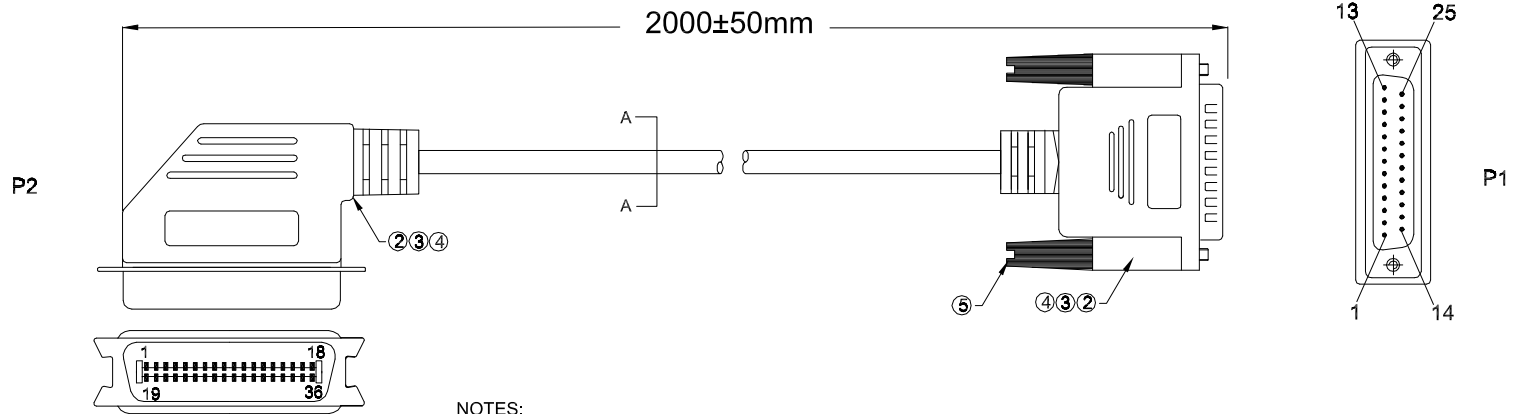
D

E

F

G

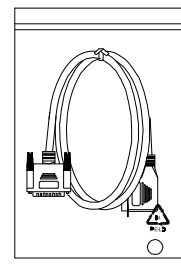
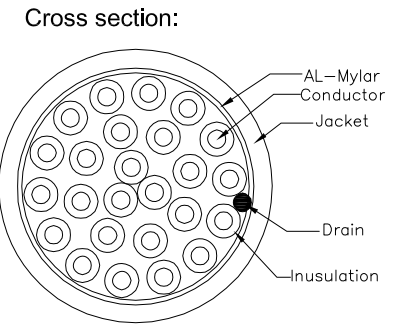
H



PIN ASSIGNMENT

P1	P2
1	1
2	2
3	3
4	4
5	5
6	6
7	7
8	8
9	9
10	10
11	11
12	12
13	13
14	14
15	32
16	31
17	36
18	33
19	19
20	21
21	23
22	25
23	27
24	29
25	30
SHIELD	D SHIELD

NOTES:
 1.cable: 28AWG*25C+D+AL/MY, JACKET COLOR: BEIGE
 2.CONNECTOR:
 P1:DB 25P/M,SOLDER,BLUE INSULATION,GOLD FLASH PLATED CONTACTS, NICKEL PLATED SHELL
 P2:CN 36P/M,SOLDER,BLUE INSULATION,GOLD FLASH PLATED CONTACTS, NICKEL PLATED SHELL
 3.HOOD: MOLDED TYPE,PVC 45P,COLORIBEIGE
 4.INSIDE MOLDING:TRANSPARENT PE
 5.THUMB SCREW:#4-40 UNC, MOLDED TYPE, PVC 45P, COLOR: BEIGE
 6.ELECTRICIE TEST:
 (1)100% OPEN SHORT &MIS WIRE TEST
 (2) CONTACT RESISTANCE 3 OHM MAX.
 (3) INSULATION RESISTANCE 10M OHM MIN.
 (4) HI-POT TEST:DC 300V/10MS



RoHS compliant
Unit: mm

Scale	FREE					Date	Name	Customer-No.
TOLERANCE						Drawn	30.10.2013	Joanna
X.	±X					Approved	30.10.2013	Joanna
X.X	±X							ASSMANN WSW-No. AK525-L-R
X.XX	±X							Drawing-No.
DIM	TOL							ASS 4982 CA
X.°	± 2°							rev00
Angle	TOL	①	Drawn	30.10.2013	Joanna			SHEET
		Id.	Modification	Date	Name			Replace

1

2

3

4

5

6

7