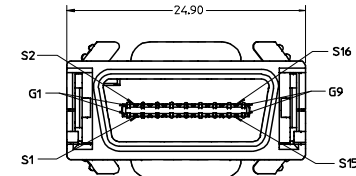

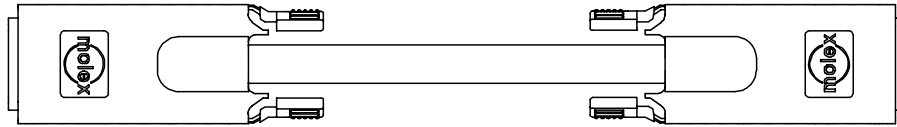


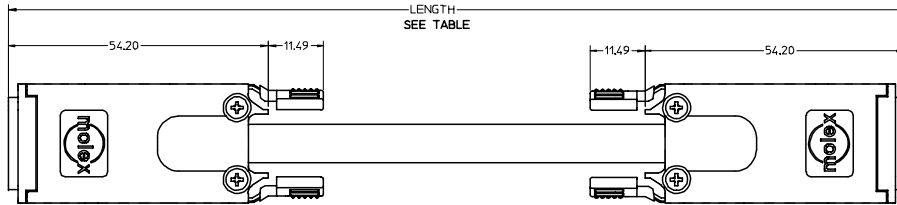
20 19 18 17 16 15 14 13 12 11 10 9 8 7 6 5 4 3 2 1

**NOTES**

1. MATERIAL  
 HOUSINGS - ZINC DIE CAST  
 CONTACTS Au FLASH OVER Ni PLATING  
 CABLE - SEE MOLEX SD-7153-xxxx
2. CHARACTERISTIC IMPEDANCE 100 OHMS DIFFERENTIALY
3. JACKSCREW VERSION AVAILABLE
4. CABLE ASSEMBLIES MEETS UL 94 V0, PER FILE E72548 VOL. 1.
5. CABLE JACKETS ARE CL2 RATED



SCALE 4:1



MATERIAL NUMBER	DESCRIPTION	LENGTH(±0.06M)
74506-3001	4X CABLE ASSEMBLIES/28 AWG	0.50M±0.03M
74506-3002	4X CABLE ASSEMBLIES/28 AWG	1.00M±0.03M
74506-3003	4X CABLE ASSEMBLIES/28 AWG	3.00M
74506-3004	4X CABLE ASSEMBLIES/26 AWG	5.00M
74506-3005	4X CABLE ASSEMBLIES/24 AWG	7.00M
74506-3006	4X CABLE ASSEMBLIES/28 AWG	2.00M
74506-3103	4X EQUALIZED CABLE ASSEMBLIES/28 AWG	3.00M
74506-3105	4X EQUALIZED CABLE ASSEMBLIES/26 AWG	8.00M
74506-3106	4X EQUALIZED CABLE ASSEMBLIES/28 AWG	2.00M
74506-3107	4X EQUALIZED CABLE ASSEMBLIES/24 AWG	10.00M
74506-3108	4X EQUALIZED CABLE ASSEMBLIES/28 AWG	4.00M
74506-3109	4X EQUALIZED CABLE ASSEMBLIES/24 AWG	9.00M
74506-3115	4X EQUALIZED CABLE ASSEMBLIES/28 AWG	6.00M

WIRING DIAGRAM			
PLUG 1		PLUG 2	
PIN NUMBER	SIGNAL	PIN NUMBER	SIGNAL
G1-G9	Signal Ground	G1-G9	Signal Ground
S1	Rx0+	S16	Tx0+
S2	Rx0-	S15	Tx0-
S3	Rx1+	S14	Tx1+
S4	Rx1-	S13	Tx1-
S5	Rx2+	S12	Tx2+
S6	Rx2-	S11	Tx2-
S7	Rx3+	S10	Tx3+
S8	Rx3-	S9	Tx3-
S9	Tx3-	S8	Rx3-
S10	Tx3+	S7	Rx3+
S11	Tx2-	S6	Rx2-
S12	Tx2+	S5	Rx2+
S13	Tx1-	S4	Rx1-
S14	Tx1+	S3	Rx1+
S15	Tx0-	S2	Rx0-
S16	Tx0+	S1	Rx0+

ENTER DESCRIPTION EC NO: USY2007-0254 DRAWN BY: MWARRIO 2007/01/08 CHKD:DDDE 2007/01/10 APPR:DDDE 2007/01/11	QUALITY SYMBOLS ▽=0 ▽=0	GENERAL TOLERANCES (UNLESS SPECIFIED)	DIMENSION STYLE MM ONLY	SCALE 2:1	DESIGN UNITS METRIC	THIRD ANGLE PROJECTION
		4 PLACES ± --- ± --- 3 PLACES ± --- ± --- 2 PLACES ± 0.13 ± --- 1 PLACE ± 0.25 ± --- ANGULAR ±1/2°	DRAWN BY DATE JRESENDE 03/09/17	CHECKED BY DATE JRESENDE 03/09/17	APPROVED BY DATE JRESENDE 03/09/17	
		DRAFT WHERE APPLICABLE MUST REMAIN WITHIN DIMENSIONS	SEE TABLE	MATERIAL NO. SD-74506-300	DOCUMENT NO. SD-74506-300	
		THIS DRAWING CONTAINS INFORMATION THAT IS PROPRIETARY TO MOLEX INCORPORATED AND SHOULD NOT BE USED WITHOUT WRITTEN PERMISSION				

INFINIBAND 4X PLUG TO PLUG  
 MOLEX INCORPORATED  
 SHEET NO. 1 OF 1

19 18 17 16 15 14 13 12 11 10 9 8 7 6 5 4 3 2 1