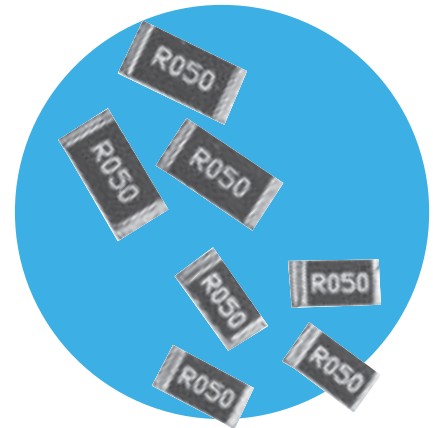


Low Value Flat Chip Resistor

LR Series

- Standard 2512, 2010 and 1206 sizes
- Resistance values down to 0.003 ohms
- Leach resistant solder-plated copper wrap-around termination
- AEC-Q200 Qualified
- RoHS compliant and SnPb variants



All Pb-free parts comply with EU Directive 2011/65/EU amended by (EU) 2015/863 (RoHS3)

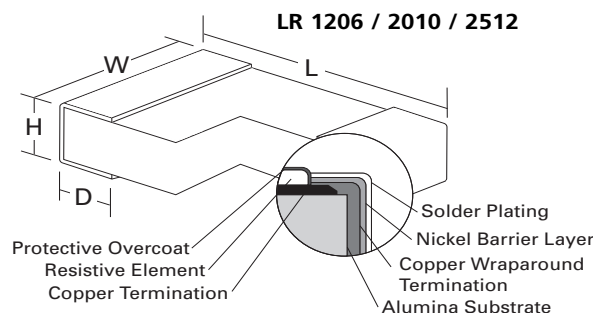
Electrical Data

		LR1206	LR2010	LR2512
Power rating @70°C	watts	0.5	1	2
Resistance range ¹	ohms	R003 to 1R0		
Resistance tolerance ¹	%	<R01: 5, ≥R01: 1, 2, 5		
TCR	ppm/°C	≥R05: ±100, R025–R047: <+200, R015–R024: <+300, R01–R014: <+500, <R01: <+900		
Dielectric withstand	volts	200		
Ambient temperature range	°C	-55 to +150		
Values		E24 preferred ²		
Temperature rise at rated power	°C	40	80	90
Pad / trace area ³	mm ²	30	100	300

Note 1: Contact factory for value – tolerance combinations outside this range. Note 2: Many values = N x R001 and N x R005 up to N=10 are also available. Note 3: Recommended minimum pad & adjacent trace area for each termination for rated dissipation on FR4 PCB

Physical Data

Dimensions (mm)				
Size	L	W	H (max)	D
LR1206	3.20±0.305	1.63±0.20	0.8	0.48±0.25
LR2010	5.23±0.38	2.64±0.25	0.84	0.48±0.25
LR2512	6.50±0.38	3.25±0.25	0.84	0.48±0.25



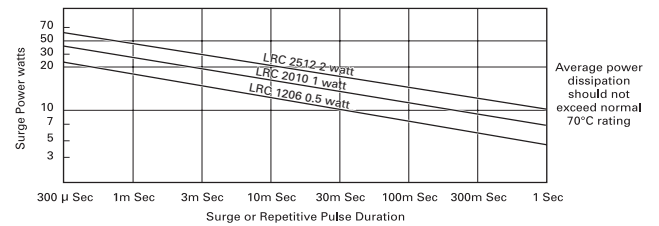
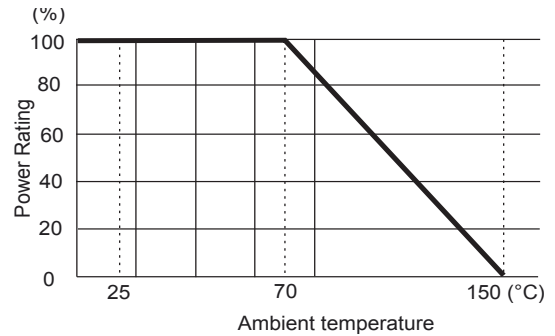
Recommended Solder Pad Dimensions (mm)			
	A	B	C
LR1206	2.0	4.0	1.25
LR2010	3.05	6.5	1.5
LR2512	3.7	7.75	1.5

General Note

TT Electronics reserves the right to make changes in product specification without notice or liability. All information is subject to TT Electronics' own data and is considered accurate at time of going to print.

LR Series

AEC-Q200 Table 7		Method	Max. (add R05)	Typ. (@1R0)
ref	Test			
3	High Temp. Exposure	MIL-STD-202 Method 108	$\Delta R\%$ 0.5	0.2
4	Temperature Cycling	JESD22 Method JA-104	$\Delta R\%$ 0.25	0.1
6	Moisture Resistance	MIL-STD-202 Method 106	$\Delta R\%$ 0.5	0.2
7	Biased Humidity	MIL-STD-202 Method 103	$\Delta R\%$ 0.5	0.2
8	Operational Life (Cyclic Load)	MIL-STD-202 Method 108	$\Delta R\%$ 1	0.5
14	Vibration	MIL-STD-202 Method 204	$\Delta R\%$ 0.5	0.05
15	Resistance to Soldering Heat	MIL-STD-202 Method 210	$\Delta R\%$ 0.25	0.05
16	Thermal Shock	MIL-STD-202 Method 107	$\Delta R\%$ 0.25	0.1
18	Solderability	J-STD-002	>95% coverage	
21	Board Flex	AEC-Q200-005	$\Delta R\%$ 0.5	0.2
22	Terminal Strength	AEC-Q200-006	$\Delta R\%$ 0.25	0.1
	Short Term Overload	6.25 x Pr for 2s	$\Delta R\%$ 0.5	
	Low Temperature Storage	-65°C for 100 hours	$\Delta R\%$ 0.5	
	Leach Resistance	Solder dip at 250°C	90s minimum	




Note:

- Although 2010 and 2512 sizes have passed temperature cycling and thermal shock, it is in general not recommended that ceramic chips this large be used on FR4 in a severe temperature cycle environment due to the possibility of solder joint fatigue.
- Full AEC-Q200 qualification applies only to European Part Numbers at ohmic values $\geq R01$.

Ordering Procedure

This product has two valid part numbers:

European (Welwyn) Part Number: LRF1206-R02FW (1206, 20 milliohms $\pm 1\%$, Pb-free)



1 Type	2 Size	3 Value	4 Tolerance	5 Termination & Packing	
LR = Conventional orientation (values >R025)	1206	E24 = 3/4 characters	F = $\pm 1\%$	W	Pb-free, standard packing
LR = Conventional orientation (values >R025)	2010	R = ohms	G = $\pm 2\%$	T1	Pb-free, 1000/reel (non-standard)
LRF = Flip-chip orientation (values $\leq R025$)	2512		J = $\pm 5\%$	PB	SnPb finish, standard packing
Standard packing is tape & reel					
				1206 & 2010	3000/reel
				2512	1800/reel

USA (IRC) Part Number: LRC-LRF1206LF-01-R020-F (1206, 20 milliohms $\pm 1\%$, Pb-free)



1 Family	2 Model	3 Size	4 Termination	5 TCR	6 Value	7 Tolerance	Packing		
LRC	LR = Conventional orientation (values >R025)	1206	Omit for SnPb	01 = standard	4 characters	F = $\pm 1\%$	Standard packing is tape & reel		
		2010	LF = Pb-free	($\pm 100\text{ppm}/^\circ\text{C}$ values $\geq R05$)	R = ohms	G = $\pm 2\%$			
	LRF = Flip-chip orientation (values $\leq R025$)	2512				J = $\pm 5\%$	All sizes	1000/reel	Standard
							1206 & 2010	3000/reel	Non-standard
							2512	1800/reel	

General Note

TT Electronics reserves the right to make changes in product specification without notice or liability. All information is subject to TT Electronics' own data and is considered accurate at time of going to print.